CONTENTS

I. Getting started

i.i Website login ..... *Pg. 4*
i.ii Problems with login ..... *Pg. 4*

1. Library Home

1.1 My Categories ..... *Pg. 4*
1.2 Just Released ..... *Pg. 4*
1.3 Upcoming Reports ..... *Pg. 4*
1.4 Most Popular ..... *Pg. 4*
1.5 Take Our Survey ..... *Pg. 5*

2. Recent Downloads

2.1 Recent Downloads ..... *Pg. 5*
2.2 Sort by Report Code, Report Heading, Date, Downloads ..... *Pg. 5*
2.3 More ..... *Pg. 5*
2.4 Report Code Link ..... *Pg. 5*

3. Report Page Functionality

3.1 Report Page Functionality ..... *Pg. 5*
3.2 Category ..... *Pg. 5*
3.3 Downloads ..... *Pg. 5*
3.4 Table of Contents ..... *Pg. 5*
3.5 Product Brochure downloads ..... *Pg. 5*
3.6 Download PDF ..... *Pg. 6*

4. Ad-hoc report functionality ..... Pg. 6

4.1 Chapter review ..... *Pg. 6*
4.2 Highlights ..... *Pg. 6*
4.3 Scope & Analyst ..... *Pg. 6*
4.4 Related Materials ..... *Pg. 6*
4.5 List of Tables ..... *Pg. 6*
4.6 List of Figures ..... *Pg. 6*

5. Reports & Reviews ..... Pg. 7

5.1 Report & Reviews functionality ..... *Pg. 7*
5.2 Reports from <Category> ..... *Pg. 7*
5.3 Relevant reports from other categories ..... *Pg. 7*
5.4 Categories not subscribed to ..... *Pg. 7*
5.5 Sorting by Title, Publish Date, Report Titles ..... *Pg. 7*

6. Download Log

6.1 Recent Downloads ..... *Pg. 7*
6.2 Sort by Report Code, Report Heading, Date, Downloads ..... *Pg. 7*
6.3 Next ..... *Pg. 7*
6.4 Download count ..... *Pg. 7*
6. 5 Report Code Link ..... *Pg. 7*

7. Edit Profile

7.1 Edit Profile functionality ..... *Pg. 7*
7.2 Required fields (First Name, Last Name, and Department) ..... *Pg. 7*
7.3 Optional fields (Middle Name, Title) ..... *Pg. 7*
7. 4. Submit button ..... *Pg. 7*
7.5 Reset button ..... *Pg. 7*

8. Change Password

8.1 Change Password functionality ..... *Pg. 8*
8.2 Old Password ..... *Pg. 8*
8.2 New Password ..... *Pg. 8*
8.4 Confirm Password ..... *Pg. 8*
8.5 Change Password Button, Cancel Button ..... *Pg. 8*

9. Take Our Survey

9.1 Reason for Survey ..... *Pg. 8*

10. Search

10.1 Search functionality ..... *Pg. 8*
10.2 Search Criteria ..... *Pg. 8*
10.3 Search Tips ..... *Pg. 8*

11. Advance Search ..... *Pg. 8*

11.1 Advance Search functionality ..... *Pg. 8*
11.2 Search box ..... *Pg. 8*
11.3 Match selection ..... *Pg. 9*
11.4 Category selection ..... *Pg. 9*
11.5 Search In selection ..... *Pg. 9*
11.6 Published Date ..... *Pg. 9*
11.7 Results per page ..... *Pg. 9*

12. Logout ..... *Pg. 9*

I. GETTING STARTED

BCC's market research coverage provides detailed market size forecasts that incorporate the major economic, scientific, and technological developments in industrial, pharmaceutical, and high technology organizations. Industry analysis and market forecasts for advanced materials, high-tech systems and components, nanotechnology and novel processing methods are at the forefront of the company's expertise.

For more than 40 years, BCC's in-depth market analysis has provided businesses with the insight needed to make intelligent and strategic business decisions.

i.i WEBSITE LOGIN

- To login to the BCC Library please follow this link to: www.bccresearch.com
- Click on the Login button located on the top right corner.
- Please have your User Name and Password ready.

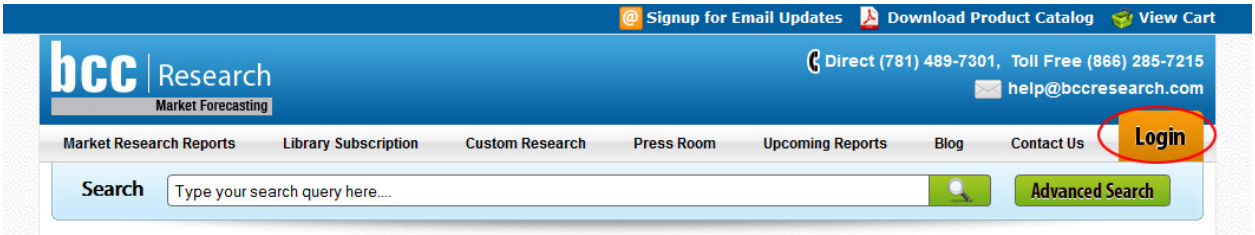

i.ii LOGIN ISSUES

If you do not have your login credentials, please contact us at 866-285-7215 or dial +1-781-489-7301 (from outside the U.S.) or e-mail custsvc@bccresearch.com.

1. LIBRARY HOME

The library home page has following sections at your disposal.

- My Categories
- Just Released
- Upcoming Reports
- Most Popular
- Take Our Survey

1.1 My Categories -- Includes the categories based on your contracted subscription. Clicking on any category link opens a listing of all reports in that category.

1.2 Just Released -- In this section you will be able to view recently published reports by categories. By clicking "more…" you can view a full list of recently published reports.

1.3 Upcoming Reports – In this section you can explore upcoming reports that have not yet published. Clicking on "more…" will allow you to view a full list of upcoming reports and their target publish dates.

1.4 Most Popular – In this section you can review the most downloaded BCC Research reports by our users

1.5 Take Our Survey -- In an effort to continue to provide the best product to meet your needs and continue to help your company strive, we are asking our BCC Library clients to participate in a short survey of our service. We appreciate you taking the time to help us find better ways to serve our clients. Click here to begin this short survey.

2. RECENT DOWNLOADS

2.1 Recent Downloads page displays your activity within 30 days of your last downloaded report.

2.2 Clicking on the individual Headers "Title" will automatically sort the content in an alphabetical order.

2.3 Clicking on "more…" will allow you to view a full list of downloaded reports by you.

2.4 Clicking on the underline Report Code link will open the report information page. On this page you will see all the information about the report. This information will include the following, Category, Report Code, Published, Pages.

3. REPORT PAGE FUNCTIONALITY

3.1 This page contains summary of information on a selected report as well as hyper-links and downloads.

3.2 Clicking the name of the Category will bring you to a page of "Reports & Reviews" based on that specific industry. This page will have a listing of report tiles for that industry as well as relevant report titles from other categories.

3.3 Downloads selections includes, Table of Contents, Product Brochure and Download PDF

3.4 Table of Contents contains names of chapter titles and table names and appropriate page numbering.

3.5 Product Brochure will open in a PDF document and will have a short description on what the report covers and how to use the report as well as a full table of contents.

3.6 Download PDF will have an option to download a selected chapter or to download a full report. To do that, simply click on a chapter you would like to download, or click on "Download Report" to download a full report.

4. AD-HOC REPORT FUNCTIONALITY

4.1 Allows you to easily drill down and review chapter titles and the content for each sup-topic, by clicking on the + sign next to each chapter.

4.2 Highlights will give a short 5 year forecast description along with a table of summary figures.

4.3 Scope & Analyst will cover an introduction, goals and objective and information on the author.

4.4 Related Material will give a list of Report Codes and Report titles that might have some correlation to the report. Related reports can be opened from this page by clicking on the Report Code.

4.5 List of Tables allows users to download selected table/s by clicking on the check box next to each table name. Once the selection has been made, click on "Download Tables"



4.6 List of Figures works the same way as List of Tables; this functionality allows a user to download selected figures by clicking on the check box next to each Figure name. Once the selection has been made, click on "Download Figures".

5. REPORTS & REVIEWS

5.1 Reports & Reviews will include two tabs 1). Reports from (specific industry) 2). Relevant reports from the other categories.

5.2 Reports from specific industry will simply generate a full list of reports titles that are from that category.

5.3 Relevant reports from other categories will generate a list of titles from other categories that have some correlation to the report being reviewed.

5.4 Clicking on a report that you don't have access to will have a pop-up message in red.

Your organization is not currently subscribed to this category. x
Please contact your BCC Research Sales Representative at 1-781-489-7301..

5.5 Sorting by Title, Publish Date, Report Titles can be done simply by clicking on the heading of each section.

6. DOWNLOAD LOG

6.1 Download Log is very similar to Recent Downloads, this page will displays all of your downloads history.

6.2 Clicking on the individual Headers "Title" will automatically sort the content in an alphabetical order.

6.3 Click on the next to navigate to the next page.

6.4 The Downloads column will indicate in parentheses how many times the report has been downloaded.

6.5 Clicking on the underlined Report Code link will open the report information page. On this page you will see all the information about the report. This information will include the following, Category, Report Code, Published, Pages.

7 EDIT PROFILE

7.1 Edit Profile will allow you to change credentials that require an update.

7.2 F. Name, L. Name, Department are required fields and must be filled out.

7.3 M. Name and Title are optional, can be left blank.

7.4 Clicking on a "Submit" button will save your input.

7.5 Clicking on a "Reset" button will go back to the original information.

8 CHANGE PASSWORD

8.1 To reset your password, click on the tab "Change Password"

8.2 In the Old Password field, type your current password you used to login.

8.3 In the New Password field, type your new chosen password

8.4 In the Confirm Password, type your new password one more time.

8.5 Click on "Change Password" will save your new password.

9 TAKE OUR SURVEY

9.1 In an effort to continue to provide the best product to meet your needs and continue to help your company strive, we are asking our BCC Library clients to participate in a short survey of our service. We appreciate you taking the time to help us find better ways to serve our clients. Click here to begin this short survey.

10 SEARCH

10.1 BCC Research has a search engine built into the website; the search functionality allows searching reports by key words, title and etc.

10.2 Type your search criteria in the search box, and then click on the Magnified Glass Icon.

10.3 Search tips. Please enter the search text without quotes. For example: enter natural gas instead of "natural gas". Keep the number of terms in the search query to a minimum to get relevant results. One word searches can also give you a large number of results. A two-three words search query is ideal.

11 ADVANCE SEARCH

11.1 In addition to regular search functionality, BCC Research provides an Advance Search for users to narrow down their search results. To get to the Advance Search page, click on the greet rectangle with "Advance Search" located next to the magnifying glass. This will redirect to the advance search page with additional fields to select at your disposal.

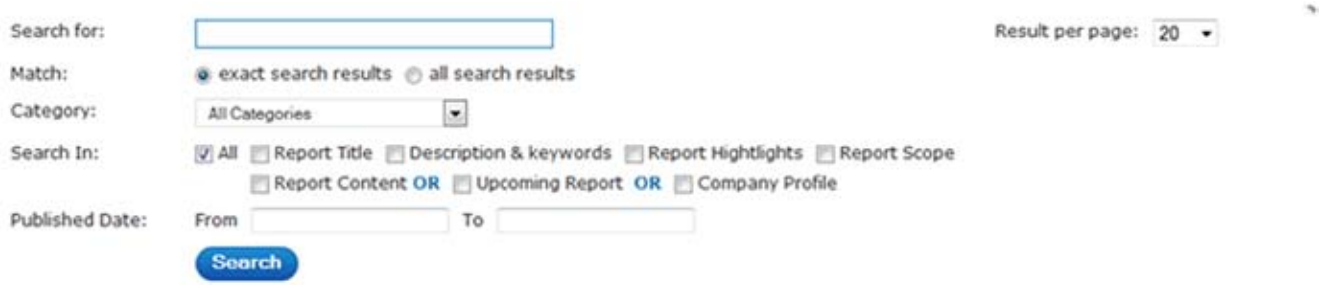

11.2 In the Search for box, type the words you to include in your report

11.3 You can select to “Match” your results by “exact search results” or “all search results”. Choosing an “exact search results” will only query for reports with the words you had typed more accurately. Choosing “all search results” will produce broader results as the words may appear in different places within the document.

11.4 You can also select a “Category” that you want only to view your search word to be found in. To do that, click on the dropdown list.

11.5 You can further narrow down your report search by Report Title, Report Content, Chapter & Topic Title, Chapter Content, Description & keywords, Report Highlights, Report Scope, Company Profile

11.6 Reports can also be searched by published date. Simply fill out the “From” and “To” field with dates that you are looking for reports to be published.

12 LOGOUT

12.1 To logout from the portal page, simply click on the “Logout” button located on the top right corner.